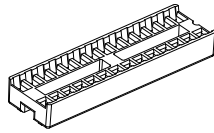


Dept
Qty
DC 1
ED 1
IE 1
ISO 1
PD 1
R&D 1
SD 1
QA 1
QC 1
QF 1

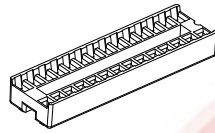
The information provided herein is from CONNELY Electronic Co., Ltd. and is confidential. Any disclosure to a party other than the recipient is prohibited. The intellectual properties and its rights contained herein, including but not limited to, trademarks, patents, copyrights, trade secrets, and technical know-how, are owned exclusively by CONNELY or its affiliates. Unauthorized use or reproduction of this information in any format or manner. CONNELY may enforce its intellectual property rights at its own discretion; failures or delays to exercise such rights does not constitute a waiver of such rights.

1 2 3 4 5 6 7 8

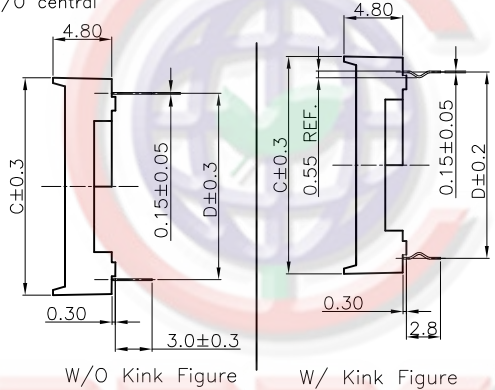
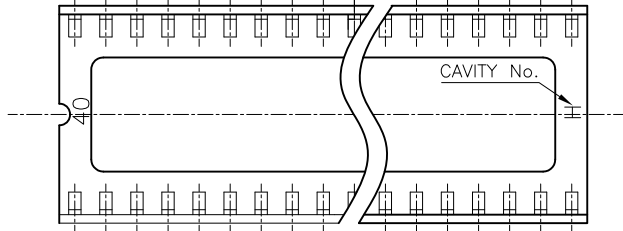
REV.	DESCRIPTION	DRAWN	CHECKED	APPROVED
A	NEW RELEASE	LJH 09/28/05'	~	LJC 09/28/05'
B	ADD W/ Kink Figure	LL 11/04/06'	~	LJC 11/04/06'
C	ADD P/N Code	LJC 12/10/13'	~	LJC 12/10/13'
D	DRAWING UPDATE	JLZ 08/14/18'	~	



W/ central



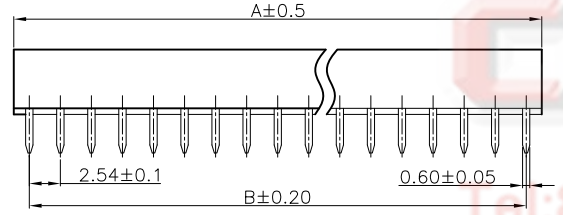
W/O central



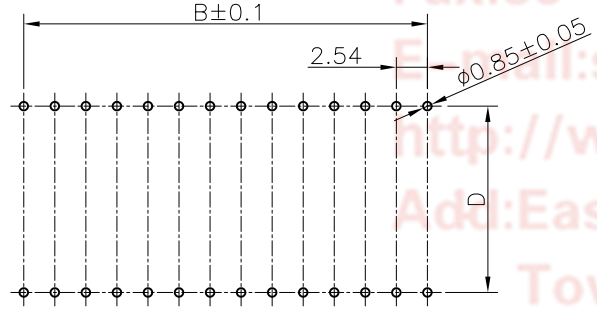
- NOTES:
- ELECTRICAL CHARACTERISTICS:
 - CONTACT RESISTANCE: 20mΩ Max.
 - DIELECTRIC WITHSTANDING VOLTAGE: 500V AC(rms) FOR 1 MINUTE.
 - INSULATION RESISTANCE: 1000MΩ Min.
 - ENVIRONMENT CHARACTERISTICS:
 - TEMPERATURE: -20°C~+105°C.
 - PRODUCT NUMBER CODE:

DS1009 - X X X X X - X X X

- Packing Type(Box):
 - 2: 2 inner box/outer box
 - 4: 4 inner box/outer box
 - 6: 6 inner box/outer box
- Product Packing Type:
 - A: Tube + Plastic Nail
 - B: Tube + Rubber
 - C: Foam Board
- Housing Material:
 - 0: PBT UL94 V-0
 - 2: PBT UL94 HB
- Central support:
 - S: W/ central support
 - X: W/O central support
- Width(DIM D):
 - N: 7.62mm(06~28p)
 - W: 15.24mm(24~42p)
- Contact plating:
 - T1: Tin
- Contact type:
 - A: W/O kink
 - B: W/ kink
- No.OF CONTACTS:
 - 06 08 14 16 18 20
 - 24 28 32 40 42



Position	Dimension			
	A	B	C	D
06	7.62	5.08	10.16	7.62
08	10.16	7.62	10.16	7.62
14	17.78	15.24	10.16	7.62
16	20.32	17.78	10.16	7.62
18	22.86	20.32	10.16	7.62
20	25.40	22.86	10.16	7.62
24	30.48	27.94	10.16	7.62
24	30.48	27.94	17.78	15.24
28	35.56	33.02	10.16	7.62
28	35.56	33.02	17.78	15.24
32	40.64	38.10	17.78	15.24
40	50.80	48.26	17.78	15.24
42	53.34	51.00	17.78	15.24



RECOMMENDED PCB LAYOUT(TOLERANCE=±0.05)

GENERAL TOLERANCE		ANGLE TOLERANCE	
X.	±0.60	X.	±5°
.X	±0.38	.X	±3°
.XX	±0.25	.XX	±2°

DRAWING TYPE	CUSTOMER		
SCALE	1:1	SHEET	1 OF 1
DRAWING NO.	C-DS1009-XXXX-XXX-D		

PROJECTION		TITLE	2.54mm IC SOCKET
UNITS	mm		Stamping Type
SHEET SIZE	A4	SERIES	DS1009 SERIES

晨翔电子有限公司
CONNFLY CONNELY ELECTRONIC CO. LTD

1 2 3 4 5 6 7 8