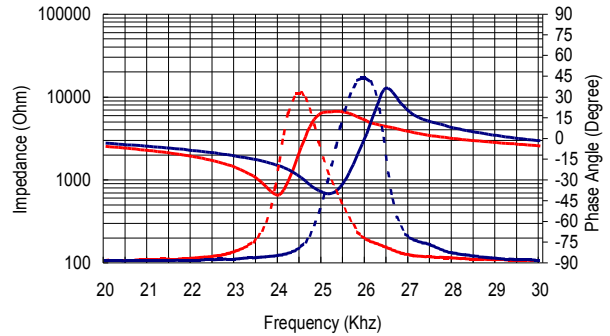




Impedance/Phase Angle vs. Frequency

Tested under 1Vrms Oscillation Level

250SR240 Impedance —————
 250SR240 Phase - - - - -
 250ST240 Impedance —————
 250ST240 Phase - - - - -



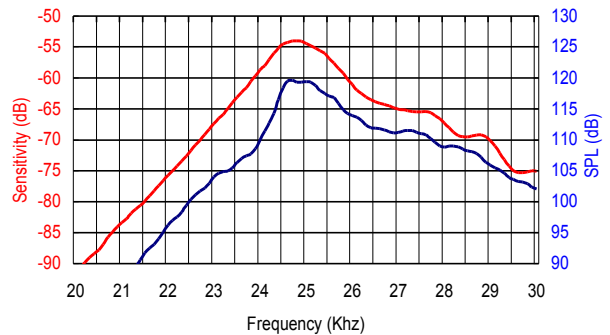
Specification

250ST240	Transmitter
250SR240	Receiver
Center Frequency	25.0±1.0KHz
Bandwidth (-6dB)	250ST240 1.5KHz
	250SR240 1.8KHz
Transmitting Sound Pressure Level at 25.0KHz; 0dB re 0.0002μbar per 10Vrms at 30cm	115dB min.
Receiving Sensitivity at 25.0KHz 0dB = 1 volt/μbar	-60dB min.
Capacitance at 1KHz ±20%	2400 pF
Max. Driving Voltage (cont.)	20Vrms
Total Beam Angle -6dB	45° typical
Operation Temperature	-30 to 70°C
Storage Temperature	-40 to 80°C

All specification taken typical at 25°C
 Closer frequency tolerance can be supplied upon request.

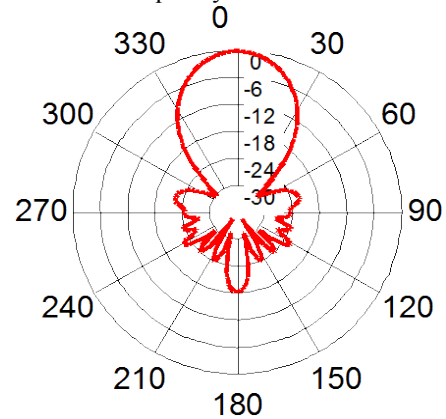
Sensitivity/Sound Pressure Level

Tested under 10Vrms @30cm



Beam Angle

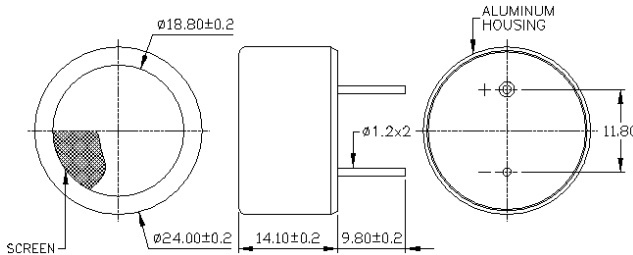
Tested at 25.0KHz frequency



Model available:

1	250ST/R240	Aluminum Housing
---	------------	------------------

Dimensions: dimensions are in mm

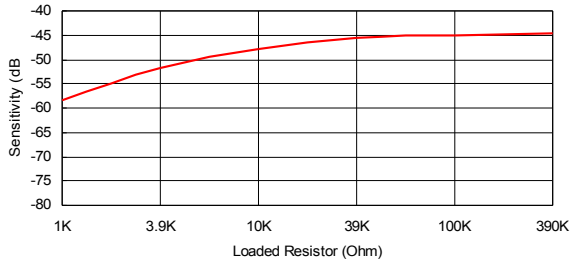


S. Square Enterprise Company Limited
Pro-Wave Electronics Corporation

[Http://www.pro-wave.com.tw](http://www.pro-wave.com.tw) ; E-mail: sales@pro-wave.com.tw ; Tel: 886-2-22465101 ; Fax: 886-2-22465105

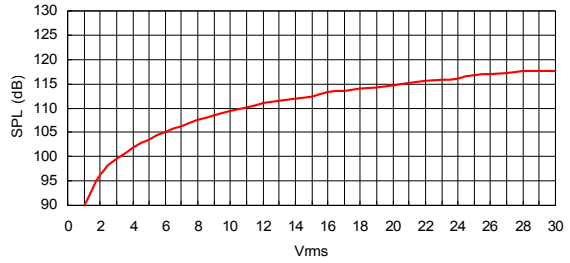
250SR240 Receiver

Sensitivity Variation vs. Loaded Resistor

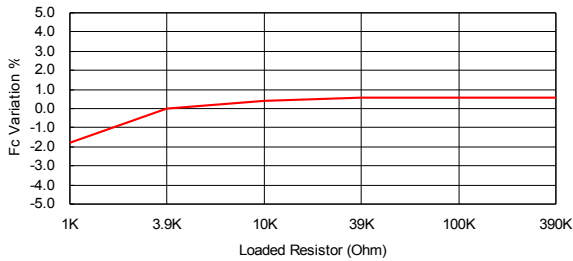


250ST240 Transmitter

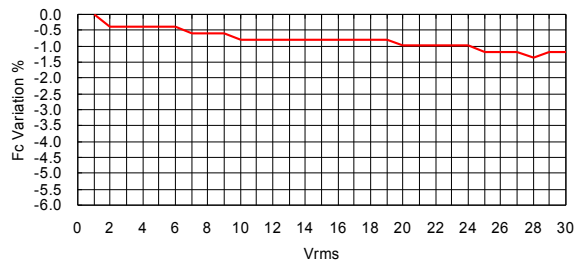
SPL Variation vs. Driving Voltage



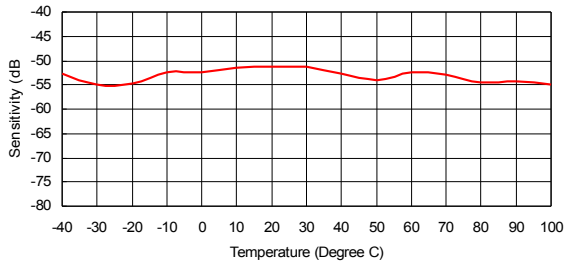
Center Frequency Shift vs. Loaded Resistor



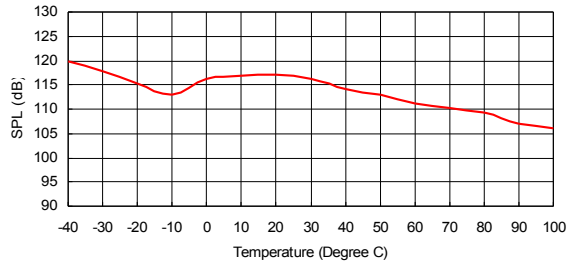
Center Frequency Shift vs. Driving Voltage



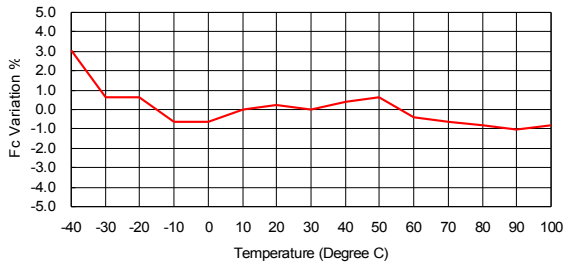
Sensitivity Variation vs. Temperature



SPL Variation vs. Temperature



Center Frequency Shift vs. Temperature



Center Frequency Shift vs. Temperature

