

BLFA054MWC-6V-P WHITE  
BLFA054MWC-12V-P WHITE  
BLFA054MWC-28V-P WHITE

### Features

- BUILT-IN CURRENT LIMITING RESISTOR FOR DIRECT APPLICATION OF DIFFERENT ACROSS CURRENT.
- LONG LIFE.
- LOW CURRENT, POWER SAVINGS.
- LOW MAINTENANCE.
- DIFFERENT COLOR AVAILABLE.
- SOLID STATE, HIGH VIBRATION RESISTANT.

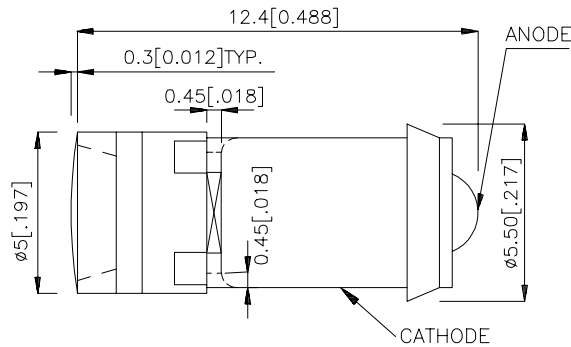
### Description

The source color devices are made with GaN on SiC Light Emitting Diode.

Static electricity and surge damage the LEDs. It is recommended to use a wrist band or anti-electrostatic glove when handling the LEDs.

All devices, equipment and machinery must be electrically grounded.

### Package Dimensions



#### Notes:

1. All dimensions are in millimeters (inches).
2. Tolerance is  $\pm 0.25$  (0.01") unless otherwise noted.
3. Lead spacing is measured where the lead emerge package.
4. Specifications are subject to change without notice.

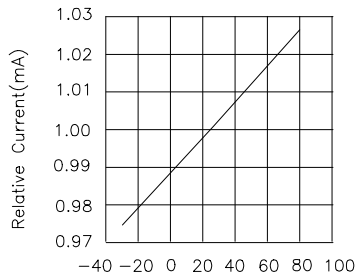
## Selection Guide

Part No.	Circuit Rating Volts	Power (W) Typ.	Circuit Voltage		Current $I_F$ (mA) Typ.	$\lambda D$ (nm)	Dice	Lens Type	Iv (mcd) V=6V, V=12V V=28V		Viewing Angle
			Min.	Max.					Min.	Typ.	
BLFA054MWC-6V-P	6V	0.24	5	8	40	-	WHITE (GaN)	WATER CLEAR	40	100	2 $\theta$ 1/2 110°
BLFA054MWC-12V-P	12V	0.24	10	14	20						
BLFA054MWC-28V-P	28V	0.28	26	30	10						
Chromaticity Coordinates			X (Typ.)			0.34					
			Y (Typ.)			0.35					
Operating Temperature			- 30°C to +80°C								
Storage Temperature			- 40°C to +100°C								

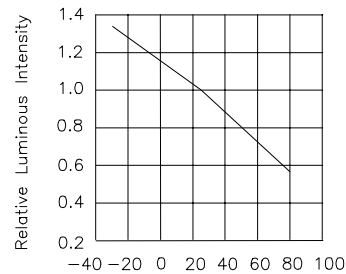
Note:

1.  $\theta 1/2$  is the angle from optical centerline where the luminous intensity is 1/2 the optical centerline value.

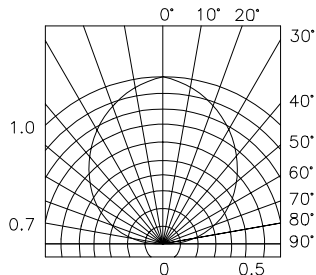
### White BLFA054MWC-6V-P, BLFA054MWC-12V-P, BLFA054MWC-28V-P



Ambient Temperature  $T_A$  (°C)  
 AMBIENT TEMPERATURE Vs.  
 RELATIVE CURRENT



Ambient Temperature  $T_A$  (°C)  
 AMBIENT TEMPERATURE Vs.  
 RELATIVE LUMINOUS INTENSITY



SPATIAL DISTRIBUTION