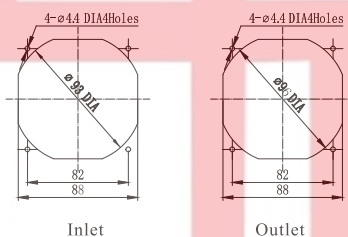
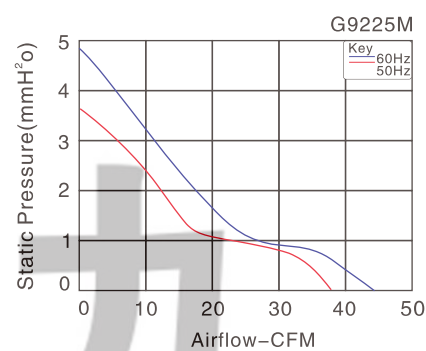
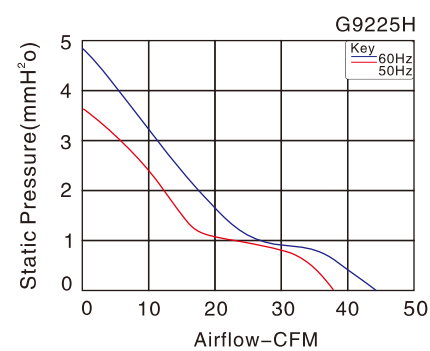


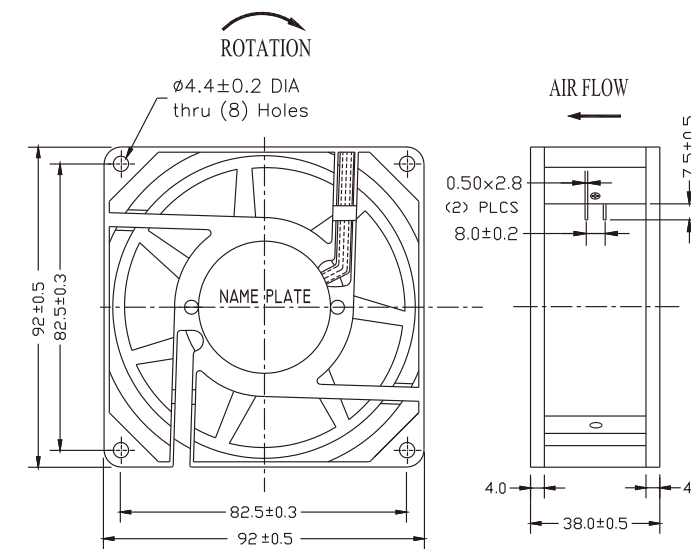
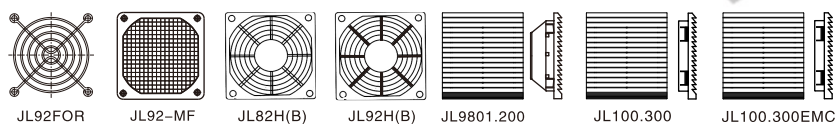
尺寸 Size: 92mm × 92mm × 25mm  
风量 Airflow: 23-37CFM  
重量 Weight: 268g  
噪音 Noise: 23-40dB(A)  
风叶 Impeller Material: PBT UL94-V0 Reinforced Plastic  
外框 Frame: Aluminum Alloy  
端子 Terminals: 0.5mm  
引线 Lead Wire: AWG#22 UL 1569(Optional)  
马达 Motor: Shaded Pole Induction Motor  
温度范围 Operating Temperature: -10°C~+65°C



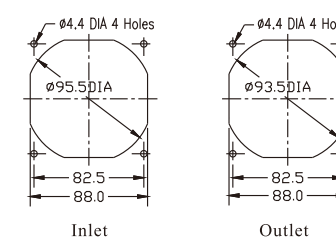
产品型号 Model	轴承型式 Bearing System	电压 Voltage VAC	频率 Freq. Hz	电流 Current A	功率 Power W	转速 Speed RPM	噪音 Noise dB(A)	风量 Air Flow CFM	相数 Phase	电容 Capacitor μF/VAC
G9225HA,S	Sleeve	100/125	50/60	0.2/0.16	16/13	2350/2800	34/40	30/37	1	/
G9225HA <sub>2</sub> S		200/240	50/60	0.1/0.08	16/13	2350/2800	34/40	30/37	1	/
G9225HA,B	Ball	100/125	50/60	0.2/0.16	13/11	2350/2800	34/40	30/37	1	/
G9225HA <sub>2</sub> B		200/240	50/60	0.1/0.08	13/11	2350/2800	34/40	30/37	1	/
G9225MA,B	Sleeve	100/125	50/60	0.14	7/6	1800/2300	23/30	23/30	1	/
G9225MA <sub>2</sub> B		200/240	50/60	0.07	7/6	1800/2300	23/30	23/30	1	/
G9225MA,B	Ball	100/125	50/60	0.14	7/6	1800/2300	23/30	23/30	1	/
G9225MA <sub>2</sub> B		200/240	50/60	0.07	7/6	1800/2300	23/30	23/30	1	/



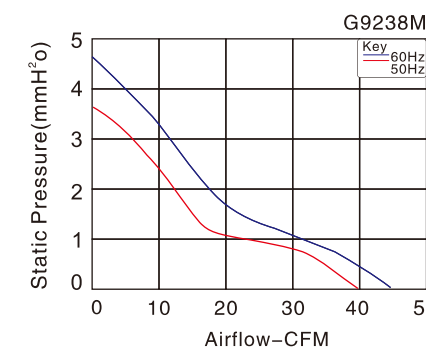
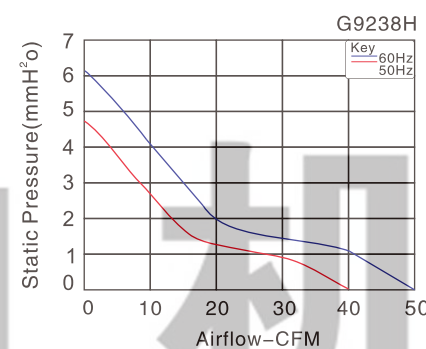
Fan Accessories



尺寸 Size: 92mm × 92mm × 38mm  
风量 Airflow: 38-46CFM  
重量 Weight: 360g  
噪音 Noise: 26-31dB(A)  
风叶 Impeller Material: PBT UL94-V0 Reinforced Plastic  
外框 Frame: Aluminum Alloy  
端子 Terminals: 0.5mm  
引线 Lead Wire: AWG#22 UL 1569(Optional)  
马达 Motor: Shaded Pole Induction Motor  
温度范围 Operating Temperature: -10°C~+65°C



产品型号 Model	轴承型式 Bearing System	电压 Voltage VAC	频率 Freq. Hz	电流 Current A	功率 Power W	转速 Speed RPM	噪音 Noise dB(A)	风量 Air Flow CFM	相数 Phase	电容 Capacitor μF/VAC
G9238HA,S	Sleeve	100/125	50/60	0.23/0.18	17/13	2350/2750	26/31	39/46	1	/
G9238HA <sub>2</sub> S		200/240	50/60	0.06/0.05	10/8	2350/2750	26/31	39/46	1	/
G9238HA,B	Ball	100/125	50/60	0.23/0.18	17/13	2350/2750	26/31	39/46	1	/
G9238HA <sub>2</sub> B		200/240	50/60	0.06/0.05	10/8	2350/2750	26/31	39/46	1	/
G9238MA,S	Sleeve	100/125	50/60	0.12/0.09	9/7	2250/2600	26/28	38/44	1	/
G9238MA <sub>2</sub> S		200/240	50/60	0.07/0.06	11/8	2250/2600	26/28	38/44	1	/
G9238MA,B	Ball	100/125	50/60	0.12/0.09	9/7	2250/2600	26/28	38/44	1	/
G9238MA <sub>2</sub> B		200/240	50/60	0.07/0.06	11/8	2250/2600	26/28	38/44	1	/



Fan Accessories

