

CEMENT FIXED RESISTOR

How To Order:

Series: SQP、NSP、SQM、NSM、SQZ、NSZ、SQH、NSH、SQT

Part No.

<u>SQP</u>	<u>2W</u>	<u>J</u>	<u>10K</u>	<u>B</u> <u>S1</u>
Series	Wattage	Tolerance	Value	Packing
SQP	2W	J=5%	1R=1 ohm	T=Taped
NSP	3W	K=10%	2.3R=2R3	B=Bulk
SQM	5W	M=20%	1K=1000 ohm	
NSM	7W		2.3K=2K3	
SQZ	10W		2.3M=2M3	
NSZ	15W			
SQH	20W			
NSH				
SQT				
NST				

(S1 means special spec. Standard goods is without it.)

Description: Cement Resistor SQP 10K 5% BULK>

Note:

The normal packing of Cement Fixed Resistor is BULK.

If special packing is required, please show out.

Standard Type & Non-Inductive Type SQP SQT SQM SQZ SQH SQF Series

INTRODUCTION

The materials used and the construction techniques ensure excellent flame resistance, are resistance and moisture resistances as well as self-extinguishing capabilities. They will withstand the most rigorous loading test.


As resistors in radio and television receivers, the hazardous conditions of smoking and redheat can be completely prevented by the proper choice of power resistors.

FEATURES

- Small dimension, excellent stability in high temperature, resistant to humidity and shock with economic price.
- Completely insulated character suitable for printed circuit board.
- Precise resistance value with better life proof.
- In high resistance value, the winding core will be replaced by Metal Oxide Film cutting core (RS).
- Super heat dissipation; small linear temperature coefficient.
- Instant overload capability; low noise figure and without annual shift on resistance value.
- Applicable specifications: EIA RS-344 and EIA RC+649.
- Standard tolerance: $\pm 5\%$.

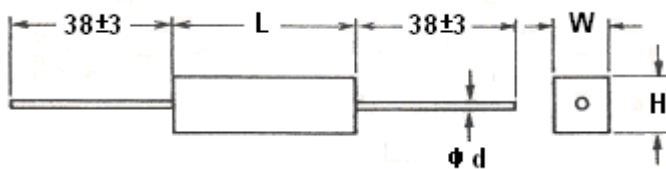
CEMENT FIXED RESISTOR

SQP NSP Series
AXIAL LEAD TYPE
SQP (STANDARD TYPE)
NSP (NON-INDUCTIVE TYPE)
FROM 2W TO 20W

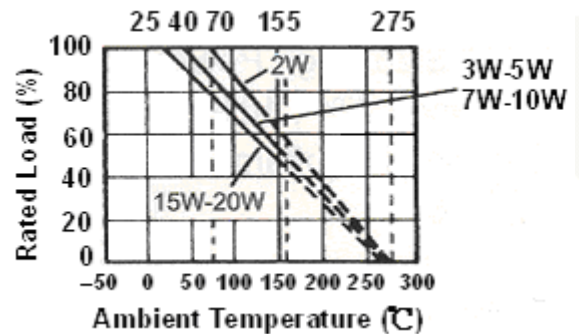


■ FEATURES

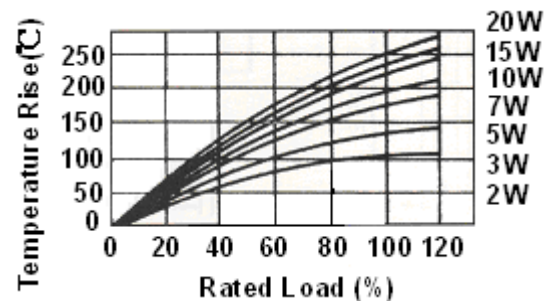
1. Exceptionally small and sturdy; mechanically safe. Excellent electrical characteristics.
2. The materials used and the construction techniques ensure excellent flame resistance, are resistance and moisture resistance as well as self-extinguishing capabilities. They will withstand the most rigorous loading test.
3. as resistors in radio and television receivers, the hazardous conditions of smoking and red heat can be completely prevented by the proper choice of power resistors.
4. Tolerances of 5% and 10% are standard.
5. Applicable specifications: EIA RS-344 and EIA RC-649.



■ Derating Curve



■ Temperature Rise



■ Performance


Temperature Coefficient	±300 PPW/°C
Insulation Resistance	>100MΩ
Load Life (1000 hour)	± 5% + 0.05Ω
Short-Time Overload	± 2% + 0.05Ω
Dielectric Withstanding Volt	± 2% + 0.05Ω
Moisture Resistance	± 5% + 0.05Ω
Shock and Vibration	± 1% + 0.05Ω
Effect of Soldering	± 2% + 0.05Ω

Type	Dimension (mm)			Range (OHM)	
	L±0.5	W±1	d±0.05	Inside Core Wire Wound	Inside Core Metal Oxide
2W	18.0	7.0	0.8	0.1R-47R	50R-100K
3W	22.0	8.0	0.8	0.1R-47R	50R-100K
5W	22.0	10.0	0.8	0.1R-47R) \$R-%\$\$?
7W	35.0	10.0	0.8	0.1R-990R	1K-50K
10W	48.0	10.0	0.8	0.1R-990R	1K-50K
15W	48.0	12.5	0.8	0.1R-990R	1K-20K
20W	60.0	14.5	0.8	0.1R-990R	1K-20K

Note: 1. Non-Inductive type up to 50Ω only.

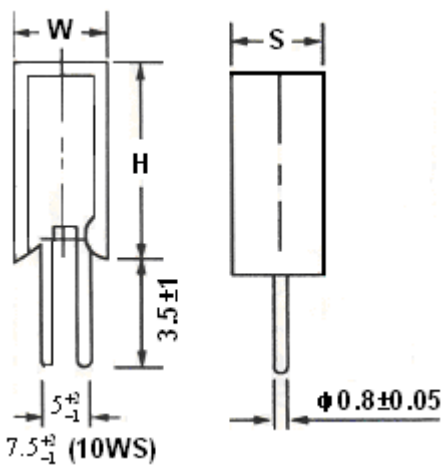
CEMENT FIXED RESISTOR

SQM NSM Series RADIAL LEAD TYPE SQM (STANDARD TYPE) NSM (NON-INDUCTIVE TYPE) FROM 2W TO 10W

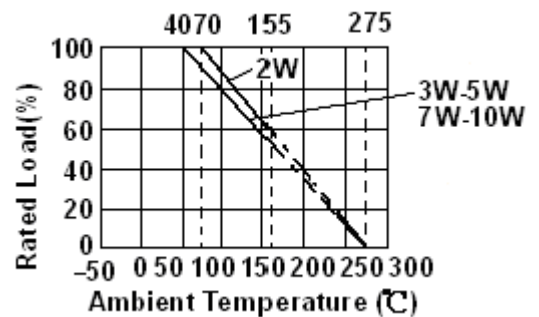


■ Features

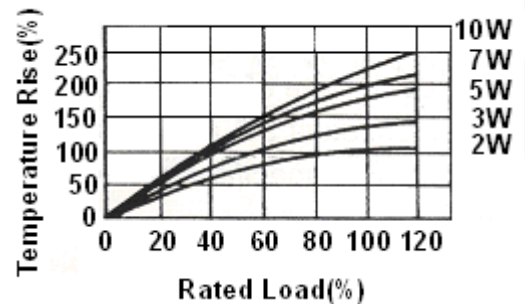
- Space Saving Stand-Off Type
- Small Size, High Power Capacity
- Tolerance: 5%, 10%
- Completely Unflammable



■ Derating Curve



■ Temperature Rise



■ Performance


Temperature Coefficient	±300 PPW/°C
Insulation Resistance	>100MΩ
Load Life (1000 hour)	± 5% + 0.05Ω
Short-Time Overload	± 2% + 0.05Ω
Dielectric Withstanding Volt	± 2% + 0.05Ω
Moisture Resistance	± 5% + 0.05Ω
Shock and Vibration	± 1% + 0.05Ω
Effect of Soldering	± 2% + 0.05Ω

Type	Dimension			Range	
	H±1.5	W±1	S±1	Inside Core Wire Wound	Inside Core Metal Oxide
2W	20	11	7	0.1R-47R	50R-100K
3W	25	12	8	0.1R-47R	50R-100K
5W	25	13	9	0.1R-47R	50R-100K
7W	39	13	9	0.1R-990R	1K-50K
10WS	35	16	12	0.1R-990R	1K-50K
10W	51	13	9	0.1R-990R	1K-50K

Note: 1. Special size on request.
2. Non-Inductive type up to 50Ω only.

CEMENT FIXED RESISTOR

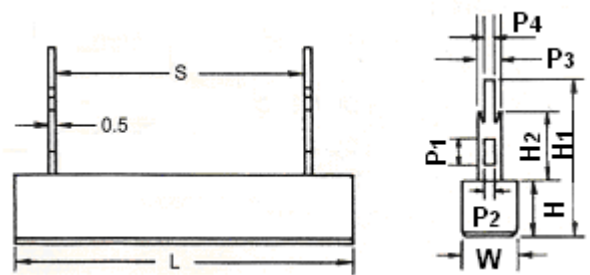
SQZ NSZ Series
PCB MOUNTING TYPE
SQZ (STANDARD TYPE)
NSZ (NON-INDUCTIVE TYPE)
FROM 5W TO 20W



■ Features

- Space Saving Stand-Off Type
- Non-Inductive Type Up to 50Ω Available
- Completely Inflammable

■ Dimensions



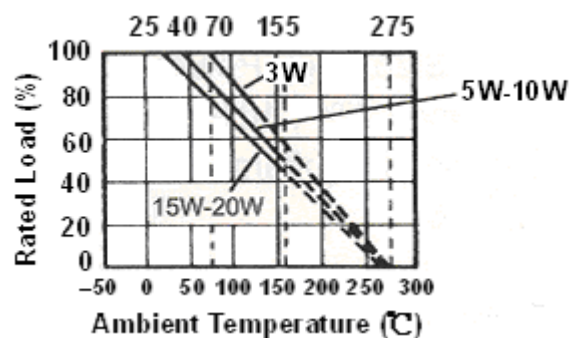
Power Rating (W)	Range of Resistance (Ω)		Dimensions (mm)									
	Inside Core Wire Wound	Inside Core Metal Oxide	L±1.5	H±1.5	W±1.5	S±1.5	H1±1	H2±1	P1	P2	P3	P4
5W	0.1-200	201-50K	25 (28)	9.5	9.5	9.5 (15)	24.0	9.5	4.0	2.0	7.5	1.4
7W	0.1-500	501-50K	35.0	9.5	9.5	20.5	24.0	9.5	4.0	2.0	7.5	1.4
10W	0.1-800	801-50K	48.0	9.5	9.5	32.0	24.0	9.5	4.0	2.0	7.5	1.4
15W	0.1-800	801-150K	48.0	12.5	12.5	32.0	34.5	15.0	7.0	6.0	10.0	2.7
20W	0.5-1K	1K1-150K	63.0	12.5	12.5	45.0	34.5	15.0	7.0	6.0	10.0	2.7

Note: Resistance up to 50Ω maximum for Non-Inductive type.

■ Performance

Temperature Coefficient	300 PPM/°C
Insulation Resistance	100MΩ
Load (1000 Hours)	±5% +0.05Ω
Short-Time Overload	±2% +0.05Ω
Dielectric Withstanding Volt	±2% +0.05Ω
Moisture Resistance	±5% +0.05Ω
Shock and Vibration	±1% +0.05Ω
Effect of Soldering	±2% +0.05Ω

■ Power Derating Curve



CEMENT FIXED RESISTOR

SQH NSH Series
CLAMP MOUNTING TYPE
SQH (STANDARD YTYPE)
NON (NON-INDUCTIVE)
FROM 10W TO 40W

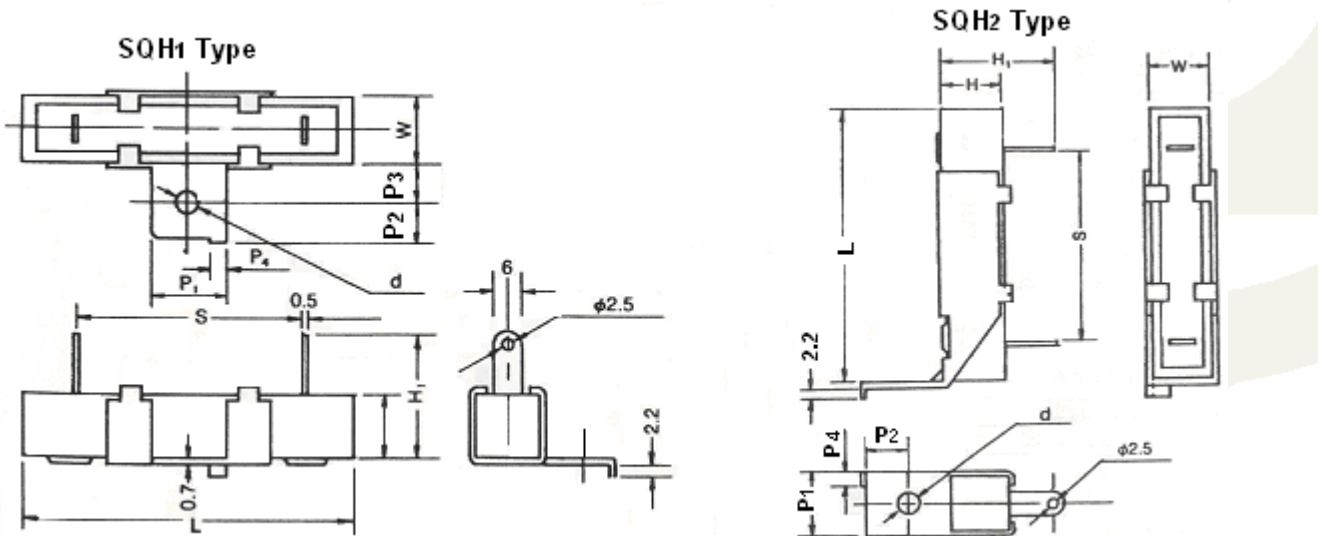
■ FEATURE

- Low cost
- Small size High power capacity
- Non-Inductive type up to 50 Ω available
- Tolerance: 5%, 10%
- Completely unflammmable

■ DIMENSIONS

Temperature Coefficient	300 PPM/°C
Insulation Resistance	100MΩ
Load (1000 Hours)	±5% +0.05Ω
Short-Time Overload	±2% +0.05Ω
Dielectric Withstanding Volt	±2% +0.05Ω
Moisture Resistance	±5% +0.05Ω
Shock and Vibration	±1% +0.05Ω
Effect of Soldering	±2% +0.05Ω

■ DIMENSIONS



Power Rating (W)	Range of Resistance (Ω)		Dimensions (mm)									
	Inside Core Wire Wound	Inside Core Metal Oxide	L	H	W	S	H1	P1	P2	P3	P4	d
10W	0.1-800	801-50K	48.0	10.5	10.5	33	19.5	11	6	5.8	2.5	3.8
15W	0.1-800	801-150K	48.0	12.5	12.0	33	20.5	11	6	6.5	3.0	3.8
20W	0.1-1K	1K1-150K	48.0	12.5	12.0	48	20.5	11	6	6.5	3.0	3.8
30W	0.5-1K	-----	63.5	19.0	18.0	56	28.0	18	8	10.0	3.0	4.2
40W	1.0-5K	-----	90.0	19.0	18.0	71	28.0	18	8	10.0	3.0	4.2

Note: Resistance up to 50 Ω maximum for Non-Inductive type.

CEMENT FIXED RESISTOR

SQT NST Series

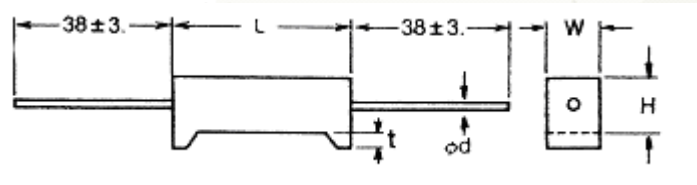
SQT (STANDARD TYPE)

NST (NON-INDUCTIVE)

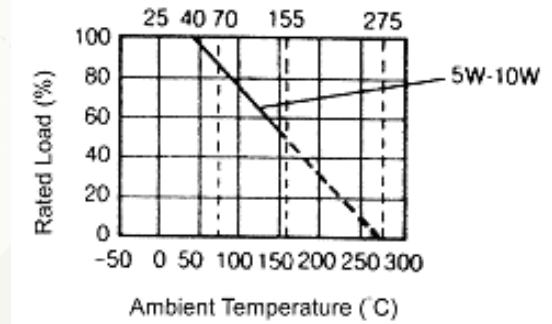
FROM 5W TO 10W

■ Features

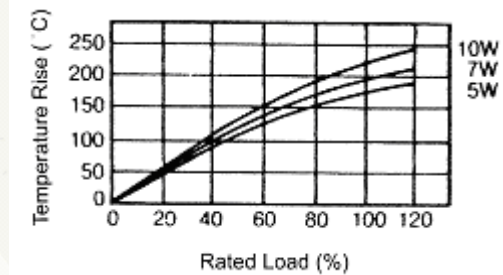
1. Exceptionally small and sturdy; mechanically safe. Excellent electrical characteristics.
2. The materials used and the construction techniques ensure excellent flame resistance, arc resistance and moisture resistance as well withstand the most rigorous loading test.
3. Tolerances of 5% and 10% are standard.
4. Applicable specifications: EIA RS-344 and EIA RC-649.



■ Derating Curve



■ Temperature Rise



■ Performance

Temperature Coefficient	±300 PPW/°C
Insulation Resistance	>100MΩ
Load Life (1000 hour)	± 5% + 0.05Ω
Short-Time Overload	± 2% + 0.05Ω
Dielectric Withstanding Volt	± 2% + 0.05Ω
Moisture Resistance	± 5% + 0.05Ω
Shock and Vibration	± 1% + 0.05Ω
Effect of Soldering	± 2% + 0.05Ω

Type	Dimension (mm)				Range (ohm)	
	L±0.5	W±0.5	H±0.5	t±0.5	Inside Core Wire Wound	Inside Core Metal Oxide
5W	22.0	10.0	9.0	1.5	0.1-180	181-50K
7W	35.0	10.0	9.0	3.0	0.1-430	431-50K
10W	48.0	10.0	9.0	3.0	0.1-470	471-50K

Note 1: Non-Inductive type up to 500 only.