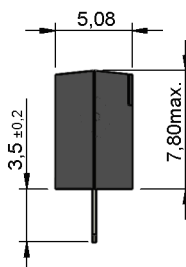
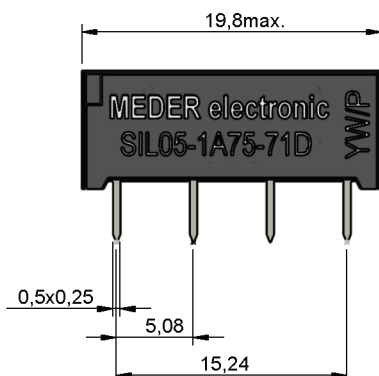



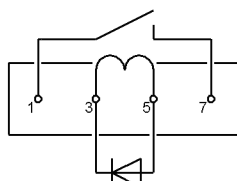
Dimensions mm[inch]

tolerances acc. to DIN ISO 2768-m
Toleranzen gem. DIN ISO 2768-m

Isometric

 Scale 2:1
Maßstab 2:1


Layout

 Top view
Draufsicht


Marking

 according to EN60062/factory code
gem. EN60062/Fertigungsstätte

MEDER electronic
SIL05-1A75-71D YW/P

Coil Data at 20 °C	Conditions	Min	Typ	Max	Unit
Coil resistance		180	200	220	Ohm
Coil voltage			5		VDC
Rated power			125		mW
Thermal resistance	max. Relay temperature = operating temperature + self heating		109		K/W
Pull-In voltage				3,5	VDC
Drop-Out voltage		0,75			VDC

Contact data 75	Conditions	Min	Typ	Max	Unit
Contact rating	Any DC combination of V & A not to exceed their individual max.'s			10	W
Switching voltage (<31 AT)	DC or Peak AC			500	V
Switching current	DC or Peak AC			0,5	A
Carry current	DC or Peak AC			1	A
Contact resistance static	Measured with 40% overdrive Start Value			200	mOhm
Insulation resistance	RH <45 %, 100 V test voltage	1			TOhm
Breakdown voltage (>30 AT)	according to EN 60255-5	1,5			kV DC
Operate time incl. bounce	measured with 40% overdrive			0,5	ms
Release time	measured with no coil excitation			0,1	ms
Capacity	@ 10 kHz across open switch		0,4		pF

Special Product Data	Conditions	Min	Typ	Max	Unit
Number of contacts			1		
Contact - form			A - NO		
Dielectric Strength Coil/Contact	according to EN 60255-5	1,5			kV DC
Insulation resistance Coil/Contact	RH <45%, 200 VDC test voltage	1			TOhm
Housing material			epoxy resin		
Connection pins			FeNi-alloy tin plated		
Reach / RoHS conformity			yes		
Approval			UL File No. NRNT2.E156887		
Approval			UL File No. NRNT8.E156887		



Products for tomorrow...

Europe: +49 / 7731 8399 0

| Email: info@meder.com

USA: +1 / 508 295 0771

| Email: salesusa@meder.com

Asia: +852 / 2955 1682

| Email: salesasia@meder.com

Item No.:

3305175171

Item:

SIL05-1A75-71D

Environmental data	Conditions	Min	Typ	Max	Unit
Shock	1/2 sine wave duration 11ms			50	g
Vibration	from 10 - 2000 Hz			20	g
Operating temperature		-20		70	°C
Storage temperature		-35		95	°C
Soldering temperature	wave soldering max. 5 sec.			260	°C
Washability		fully sealed			

Modifications in the sense of technical progress are reserved

Designed at: 10.03.04 Designed by: SCHELLHORN

Approval at: 18.09.12 Approval by: CRUF

Last Change at: 14.09.12 Last Change by: NMIHAI

Approval at: Approval by:

Version: 2