

Model. No.	FYL-3019URUGW1A-CC
Rev.	A

PRODUCT SPECIFICATION

Model No.: FYL-3019URUGW1A-CC

Descriptions:
■ Dice material: AlGaInP/ AlGaInP
■ Emitting Color: Red/Yellow green
■ Device Outline: Φ 3mm round type.
■ Lens Type: White diffused.

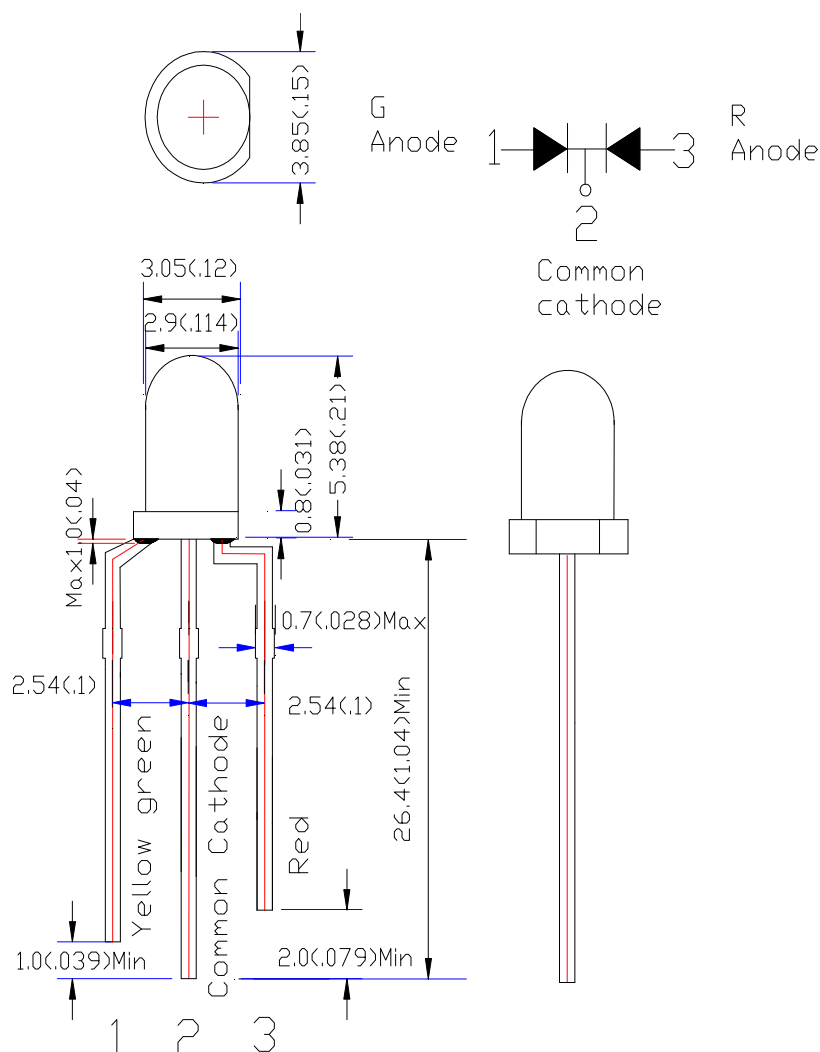


CUSTOMER APPROVED SIGNATURES	APPROVED BY	CHECKED BY	PREPARED BY

■ Features

1. Low power consumption.
2. High efficiency.
3. General purpose leads.
4. RoHs compliant.

■ Package configuration



Notes:

1. All dimensions are millimeters (inches)
2. Tolerance is $\pm 0.25\text{mm} (.010\text{'})$ unless otherwise noted.
3. The specifications, characteristics and technical data described in the datasheet are subject to change without prior notice.

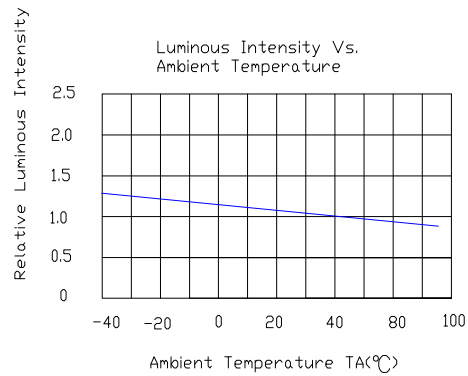
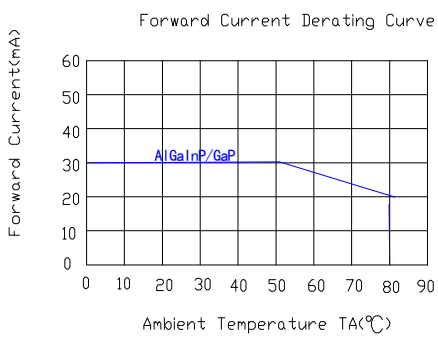
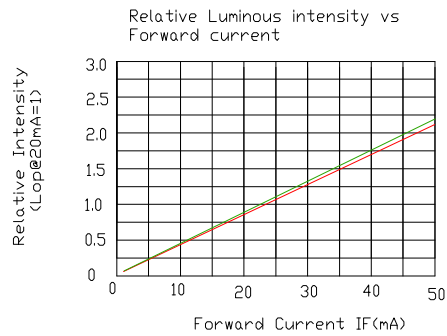
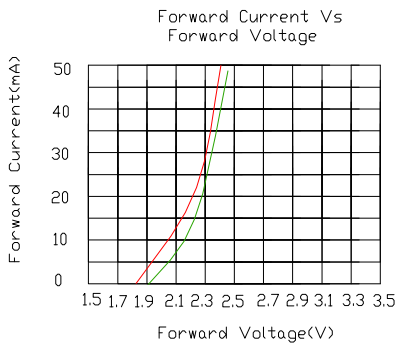
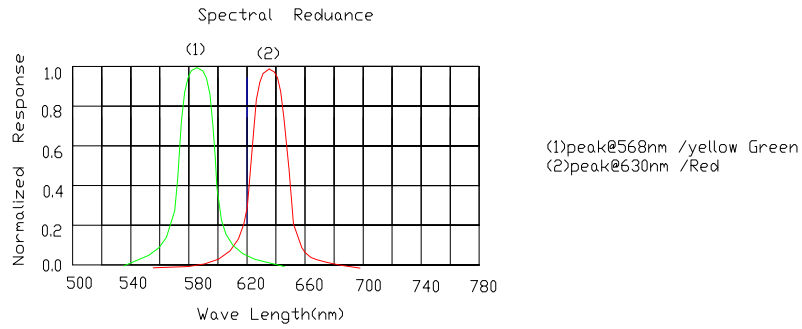
■ Absolute maximum ratings(Ta=25 ° c)

Parameter	MAX.	Unit
Power Dissipation	UR 75	mW
	UG 75	
Peak Forward Current (1/10 Duty Cycle, 0.1ms Pulse Width)	100	mA
Continuous Forward Current	30	mA
Derating Linear From 50°C	0.4	mA/°C
Reverse Voltage	5	V
Operating Temperature Range	-40°C to +85°C	
Storage Temperature Range	-40°C to +100°C	
Lead Soldering Temperature[4mm(.157") From Body]	260°C for 5 Seconds	

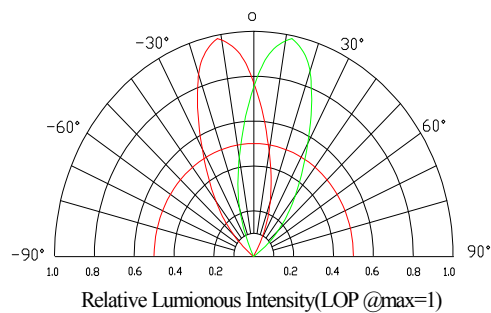
■ Electrical and optical characteristics(Ta=25 ° c)

Parameter	Symbol	Min.	Typ.	Max.	Unit	Test Condition
Luminous Intensity	I _v	UR	-	500	-	mcd
		UG		200		
Viewing Angle	2θ _{1/2}	UR	-	30	-	Deg
		UG		30		
Peak Emission Wavelength	λ _p	UR	-	630	-	nm
		UG	-	568	-	
Dominant Wavelength	λ _d	UR	620	625	630	nm
		UG	567	572	577	
Spectral Line Half-Width	Δλ	UR	10	15	20	nm
		UG	15	20	25	
Forward Voltage	V _F	UR	1.7	2.0	2.4	V
		UG	1.8	2.3	2.5	
Reverse Current	I _R			10	μA	V _R =5V

■ **Typical Electrical Characteristics Curves**
(25 °c Ambient Temperature Unless Otherwise Noted)

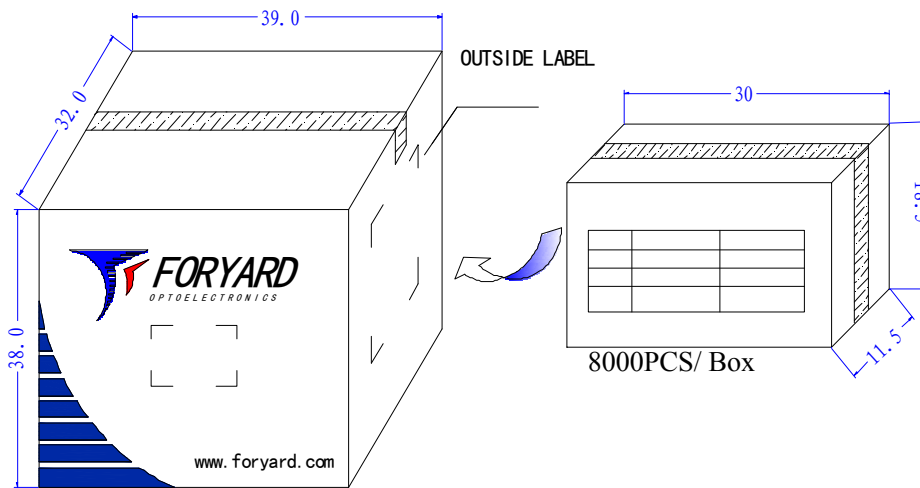

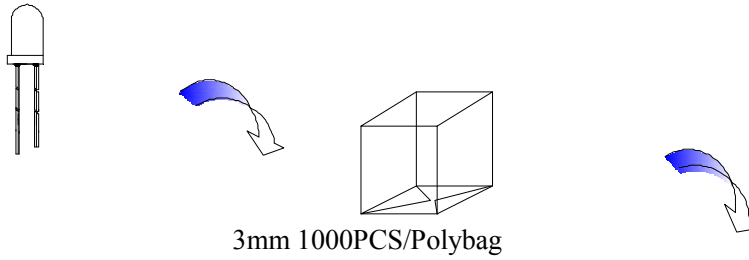


Radiation pattern.



Model. No.	FYL-3019URUGW1A-CC
Rev.	A

■ LAMP PACKING.



48000PCS/ Carton



OUTSIDE LABEL