




TRR

MAIN FEATURES

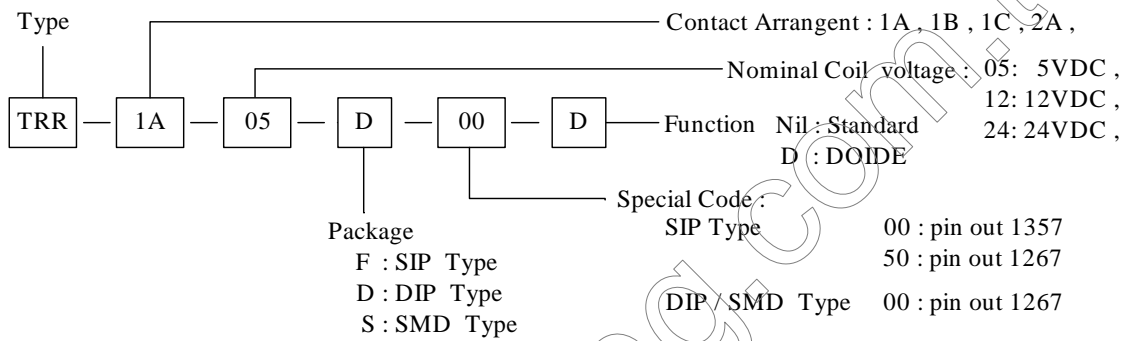
- ¹ Miniature, cost-effective switching solution.
- ¹ State of the art capsule designs.
- ¹ Molded construction for compatibility with automatic board processing.
- ¹ Epoxy-molded dual-in-line package.
- ¹ Completely washable.

APPLICATIONS

- ¹ Measuring equipment, Communication equipment, Control equipment, Appliances, etc.



ORDERING INFORMATION



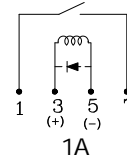
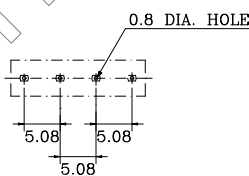
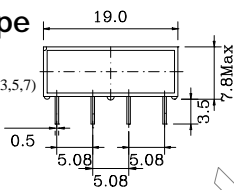
DIMENSION (unit:mm)

DRILLING (unit:mm)

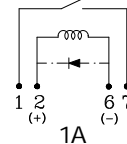
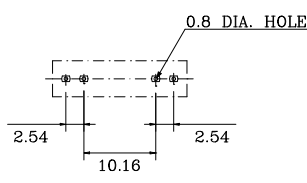
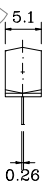
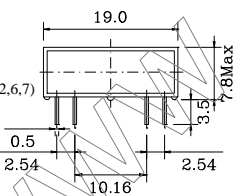
WIRING DIAGRAM

SIP Type

TRR-00
(00: PIN OUT 1,3,5,7)

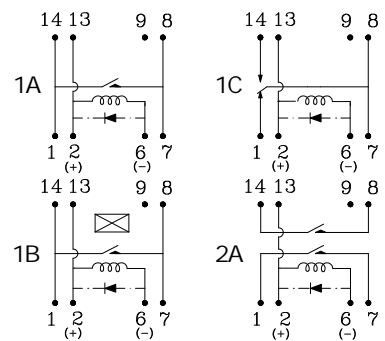
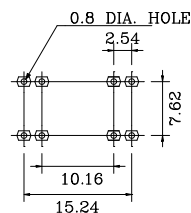
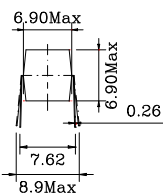
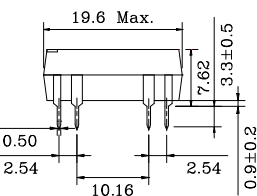
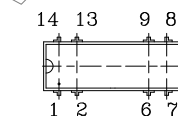


TRR-50
(50: PIN OUT 1,2,6,7)



(With Diode Type Options)

DIP Type



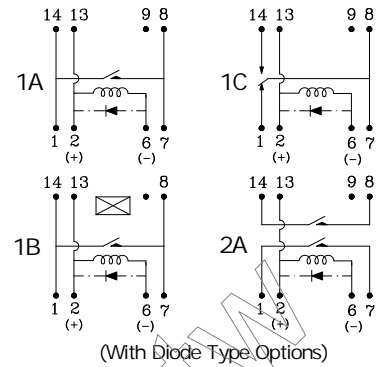
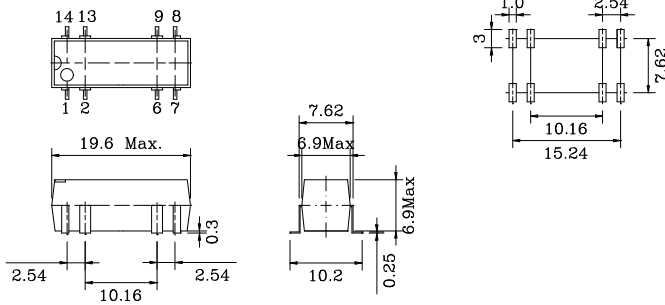
(With Diode Type Options)

DIMENSION(unit:mm)

DRILLING(unit:mm)

WIRING DIAGRAM

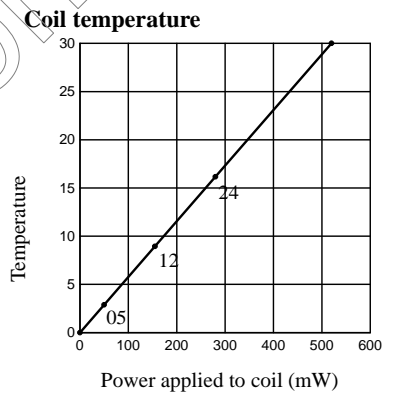
SMD Type



COIL DATA CHART (AT20¹/₄C)

REFERENCE DATA

Coil Sensitivity	Nominal Voltage (VDC)	Max. Operate Voltage (VDC)	Nominal Current (mA)	Coil Resistance (Ω)±10%	Power Consumption (mW)	Pull-In Voltage (VDC)	Drop-Out Voltage (VDC)
TRR-1A	5	6	10	500	50	3.75	0.8
	12	14.5	12	1000	144	9.0	1.0
TRR-1B	24	29	11.2	2150	268	18.0	2.0
	5	11	25	200	125	3.75	0.8
TRR-1C	12	20	24	500	288	9.0	1.0
	24	32	11.2	2150	268	18.0	2.0
TRR-2A	5	11	35.7	140	179	3.75	0.8
	12	20	24	500	288	9.0	1.0
	24	32	11.2	2150	268	18.0	2.0



PERFORMANCE

		1A/1B/2A	1C
Contact form		1A/1B/2A	1C
Switching Current		0.5ADC Max.	0.2ADC Max.
Carry Current		1.0ADC Max.	0.5ADC Max.
Switching Power		10VA Max.	3VA Max.
Electrical Life		1×10 ⁸ (10VDC 10mA)	5×10 ⁷ (5VDC 1mA)
Contact Resistance		150mΩ Max.	
Operation Time (including bounce time)		1.0msec. Max.	
Release Time (including bounce time)		1.0msec. Max.	
Maximum Voltage		100VDC Max.	30VAC/DC Max.
Insulation Resistance		10 ¹⁰ Ω Min.	10 ⁹ Ω Min.
Dielectric Strength	Between coil & contact	1400VDC	
	Between contacts	250VDC	
Temperature Range	Operating Temp.	-40 to +85°C	
	Storage Temp.	-55 to +125°C	
Shock Resistance		30G Min.	
Weight		abt. 1.8grs	
UL File No.		E156521	

